

# PROFESSIONAL GRADE INCANDESCENTS



2  
0  
1  
0



## PEAR SHAPED INCANDESCENT LAMPS HOURS 5000 - 12,000


Independent Lighting offers a complete line of incandescent lamps, guaranteed to save time and money.

With a rated life of up to 12,000 hours, these lamps will outlast standard brands by as much as 16 to 1.

WATTS	BULB	BASE	CODE NUMBE	DESCRIPTION	VOLTS	HOURS	CASE PACK	MOL	NOTES
15	A15	MED	A100	A15 CLEAR	125/130	5,000	120	3 1/2"	
			A100F	A15 FROST	125/130	5,000	120	3 1/2"	
40			H114	A15 APPLIANCE FROST	125/130	5,000	120	3 1/2"	
			H114C	A15 APPLIANCE CLEAR	125/130	5,000	120	3 1/2"	
25	A19		A101	A19 CLEAR	125/130	12,000	120	4 7/16"	
			A102	A19 FROST	125/130	12,000	120	4 7/16"	
35/40			E101	A19 CLEAR ES PROLITE	125/130	12,000	120	4 7/16"	
			E102	A19 FROST ES PROLITE	125/130	12,000	120	4 7/16"	
40			A901	A19 CLEAR	125/130	5,000	120	4 7/16"	
			A900	A19 FROST	125/130	5,000	120	4 7/16"	
54/60			E103	A19 CLEAR ES PROLITE	125/130	12,000	120	4 7/16"	
			E104	A19 FROST ES PROLITE	125/130	12,000	120	4 7/16"	
60			A902	A19 FROST	125/130	5,000	120	4 7/16"	
			A903	A19 CLEAR	125/130	5,000	120	4 7/16"	
68/75			E105	A19 CLEAR ES PROLITE	125/130	12,000	120	4 7/16"	
			E106	A19 FROST ES PROLITE	125/130	12,000	120	4 7/16"	
75			A905	A19 CLEAR	125/130	5,000	120	4 7/16"	
			A904	A19 FROST	125/130	5,000	120	4 7/16"	
90/100			E107	A19 CLEAR ES PROLITE	125/130	12,000	120	4 7/16"	
			E108	A19 FROST ES PROLITE	125/130	12,000	120	4 7/16"	
100			A907	A19 CLEAR	125/130	5,000	120	4 7/16"	
			A906	A19 FROST	125/130	5,000	120	4 7/16"	
135/150	A21		E111	A21 CLEAR ES PROLITE	125/130	12,000	120	5 5/16"	
			E112	A21 FROST ES PROLITE	125/130	12,000	120	5 5/16"	
150			A908	A21 FROST	125/130	5,000	120	5 5/16"	
			A909	A21 CLEAR	125/130	5,000	120	5 5/16"	
135/150	PS25		E113	PS25 CLEAR ES	125/130	12,000	60	6 15/16"	
			E114	PS25 FROST ES	125/130	12,000	60	6 15/16"	
180/200	A23		E115	A23 CLEAR ES	125/130	12,000	60	6 5/16"	
			E116	A23 FROST ES	125/130	12,000	60	6 5/16"	
	PS25		E117	PS25 CLEAR ES	125/130	12,000	60	6 15/16"	
			E118	PS25 FROST ES	125/130	12,000	60	6 15/16"	

\*MOL = MAXIMUM OVERALL LENGTH

# PROFESSIONAL GRADE INCANDESCENTS



## SAFETY TEFLON COATED TUBULAR, PS AND HEAT LAMPS HOURS 5,000 - 10,000

These lamps are both shatterproof and water resistant. Designed for food service and industrial applications, these lamps are approved by the FDA, OSHA and USDA.

WATTS	BULB	BASE	CODE NUMBER	DESCRIPTION	VOLTS	HOURS	CASE PACK	MOL	NOTES
40	T10	MED	T124	T10 SAFETY COAT	130	10,000	25	5 1/2"	
40	A15		H117	A15 APPL. SAFETY COAT	130	5,000	120	3 1/5"	
60	A19		H119	A15 APPL. SAFETY COAT	130	5,000	120	3 1/5"	
25			H099	A19 SAFETY COAT	130	5,000	120	4 7/16"	
40			H100	A19 SAFETY COAT	125/130	5,000	120	4 7/16"	
60			H101	A19 SAFETY COAT	125/130	5,000	120	4 7/16"	
75			H102	A19 SAFETY COAT	125/130	5,000	120	4 7/16"	
100			H019	A19 SAFETY COAT	125/130	5,000	120	4 7/16"	
175	IR40		R208	IR40 HEAT SAFETY COAT	120	5,000	12	7 1/2"	
250			R142	IR40 HEAT SAFETY COAT	120	5,000	12	7 1/2"	
		R142-R	IR40 HEAT SAFETY RUBY	120	5,000	12	7 1/2"		

\*TEFLON COATED ALSO AVAILABLE IN OTHER SHAPES AND SIZES


## THREE WAY LAMPS HOURS 6,000

WATTS	BULB	BASE	CODE NUMBER	DESCRIPTION	VOLTS	HOURS	CASE PACK	MOL	NOTES
30/70/100	A21	MED	J100	3WAY A21 WHITE	130	6,000	120	5 5/16"	
50/100/150			J101	3WAY A21 FROST	130	6,000	120	5 5/16"	
100/200/300	PS25	MOG	J104	3/W MORTUARY	120	1,500	12	6 15/16"	
100/200/300	PS25	MOG	J104R	3/W MORTUARY ROSE	120	1,500	12	6 15/16"	

## INDICATOR LAMPS

WATTS	BULB	BASE	CODE NUMBER	DESCRIPTION	VOLTS	HOURS	CASE PACK	MOL	NOTES
1	IND	WB	939	939 6V 1AMP WB	6	3,000	10	.63"	
1	IND	WB	909	909 6V 1AMP WB	6	3,000	10	1.49"	
6	S-6	CAND	I099	S6 CLEAR 12V	12	3,000	10	1 7/8"	
		CAND	I101	S6 CLEAR 130V	130	3,000	10	1 7/8"	
		DC	I108	S6 CLEAR 145V	145	3,000	10	1 7/8"	
7	C-7	CAND	I102C	C7 CLEAR	130	3,000	25	2 1/8"	
		CAND	I102W	C7 WHITE	130	3,000	25	2 1/8"	
7	C-9	INT	D158	C9 CLEAR 130V	130	5,000	25	3"	
7.5	S11	MED	I103	S11 CLEAR	130	5,000	25	2 1/4"	
		MED	I104	S11 WHITE	130	5,000	25	2 1/4"	

# PROFESSIONAL GRADE INCANDESCENTS



## GLOBELITES G16.5 - G25 - G40 HOURS 10,000

Independent Lighting's globe lamps have the highest rated life of any globe shaped lamp available.

WATTS	BULB	BASE	CODE NUMBER	DESCRIPTION	VOLTS	HOURS	CASE PACK	MOL	NOTES
25	G16.5	CAND	G100	G16.5 CLEAR	130	10,000	50	2 3/4"	
			G101	G16.5 WHITE	130	10,000	50	2 3/4"	
40			G119	G16.5 WHITE	130	10,000	50	2 3/4"	
			G120	G16.5 CLEAR	130	10,000	50	2 3/4"	
25	G25	MED	G102	G25 CLEAR	130	10,000	60	4 7/16"	
			G103	G25 WHITE	130	10,000	60	4 7/16"	
40			G104	G25 CLEAR	130	10,000	60	4 7/16"	
			G105	G25 WHITE	130	10,000	60	4 7/16"	
60			G116	G25 CLEAR	130	10,000	60	4 7/16"	
			G117	G25 WHITE	130	10,000	60	4 7/16"	
25	G40	MED	G106	G40 CLEAR	130	10,000	24	6 15/16"	
			G107	G40 WHITE	130	10,000	24	6 15/16"	
40			G108	G40 CLEAR	130	10,000	24	6 15/16"	
			G109	G40 WHITE	130	10,000	24	6 15/16"	
60			G110	G40 CLEAR	130	10,000	24	6 15/16"	
			G111	G40 WHITE	130	10,000	24	6 15/16"	
100			G112	G40 CLEAR	130	10,000	24	6 15/16"	
150			G113	G40 WHITE	130	10,000	24	6 15/16"	
	G114	G40 CLEAR	130	10,000	24	6 15/16"			
	G115	G40 WHITE	130	10,000	24	6 15/16"			

## TUBULAR LAMPS HOURS 10,000


For Exit Signs and Showcase Applications.

WATTS	BULB	BASE	CODE NUMBER	DESCRIPTION	VOLTS	HOURS	CASE PACK	MOL	NOTES
15	T6	CAND	T100	T6 CLEAR	130	10,000	25	3 1/16"	
20	T6 1/2	INTER	T099	T6.5 CLEAR	130	10,000	25	5 5/8"	
			T102	T6.5 FROST	130	10,000	25	5 5/8"	
		DC	T103CL T103	T6.5 CLEAR	130	10,000	25	5 5/8"	
T103	T6.5 FROST		130	10,000	25	5 5/8"			
25	T10	MED	T104	25T10 CLEAR	130	10,000	25	5 1/2"	
			T105	25T10 FROST	130	10,000	25	5 1/2"	
40			T106	40T10 CLEAR	130	10,000	25	5 1/2"	
			T107	40T10 FROST	130	10,000	25	5 1/2"	

## EXTENSIONS AND ADAPTERS

CODE NUMBER	DESCRIPTION	SOCKET BASE	BULB BASE	MADE OF	NOTES
XT125-B	1" SOCKET EXTENSION	MED	MED	PLASTIC	
XT126	MED TO MOG ENLARGER	MED	MOG	PLASTIC	
XT127	MOG TO MED REDUCER	MOG	MED	PORCELAIN	
XT128	MED TO INT REDUCER	MED	INT	PORCELAIN	
XT129	MED TO CAND REDUCER	MED	CAND	PLASTIC	
XT130	CAND TO MED ENLARGER	CAND	MED	PLASTIC	
XT131	CAND TO INT ENLARGER	CAND	INT	PLASTIC	

# PROFESSIONAL GRADE DECORATIVES



## DECORATIVE CHANDELIER LAMPS HOURS 5,000

WATTS	BULB	BASE	CODE NUMBER	DESCRIPTION	VOLTS	HOURS	CASE PACK	MOL	NOTES
15	C9	CAND	D109	BT CLEAR	130	5,000	50	3 3/4"	
			D110	BT FROST	130	5,000	50	3 3/4"	
			D109ST	ST CLEAR	130	5,000	50	3 3/4"	
			D110ST	ST FROST	130	5,000	50	3 3/4"	
25	C9	CAND	D111	BT CLEAR	130	5,000	50	3 3/4"	
			D112	BT FROST	130	5,000	50	3 3/4"	
			D117	ST CLEAR	130	5,000	50	3 3/4"	
			D140	ST FROST	130	5,000	50	3 3/4"	
	C11	MED	D144	BT FROST	130	5,000	50	4 1/4"	
			D120	BT CLEAR	130	5,000	50	4 1/4"	
			D121	ST CLEAR	130	5,000	50	4 1/4"	
			D154	ST FROST	130	5,000	50	4 1/4"	
40	C9	CAND	D113	BT CLEAR	130	5,000	50	3 3/4"	
			D114	BT FROST	130	5,000	50	3 3/4"	
			D118	ST CLEAR	130	5,000	50	3 3/4"	
			D150	ST FROST	130	5,000	50	3 3/4"	
	C11	MED	D130	BT FROST	130	5,000	50	4 1/4"	
			D122	BT CLEAR	130	5,000	50	4 1/4"	
			D123	ST CLEAR	130	5,000	50	4 1/4"	
			D131	ST FROST	130	5,000	50	4 1/4"	
60	C9	CAND	D115	BT CLEAR	130	5,000	50	4 1/4"	
			D116	BT FROST	130	5,000	50	4 1/4"	
			D119	ST CLEAR	130	5,000	50	4 1/4"	
			D119F	ST FROST	130	5,000	50	4 1/4"	
	C11	MED	D139	BT FROST	130	5,000	50	4 1/4"	
			D124	BT CLEAR	130	5,000	50	4 1/4"	
			D125	ST CLEAR	130	5,000	50	4 1/4"	
			D142	ST FROST	130	5,000	50	4 1/4"	

## DECORATIVE FLUORESCENT CHANDELIER LAMPS

AVAILABLE IN 2700 KELVIN OR 5000 KELVIN HOURS 10,000

WATTS	BULB	BASE	CODE NUMBER	DESCRIPTION	VOLTS	HOURS	CASE PACK	MOL	NOTES
4/15	C9	CAND	N620	ST WARM WHITE	130	10,000	20	4 1/2"	
			N622	ST SUNLITE PLUS	130	10,000	20	4 3/8"	
	C11	MED	N625	ST WARM WHITE	130	10,000	20	4 1/2"	
			N628	ST SUNLITE PLUS	130	10,000	20	4 3/8"	
9/25	C9	CAND	N633	ST WARM WHITE	130	10,000	20	5"	
			N634	ST SUNLITE PLUS	130	10,000	20	5"	
	C11	MED	N635	ST WARM WHITE	130	10,000	20	5"	
			N636	ST SUNLITE PLUS	130	10,000	20	5"	

# PROFESSIONAL GRADE (IR) REFLECTORS



## IR-TYPE REFLECTOR LAMPS

HOURS 5,000 -12,000

### IR20 INDOOR REFLECTOR LAMPS

2 1/2" diameter at widest part of bulb. Outlasts standard reflectors 10 to 1.

WATTS	BULB	BASE	CODE NUMBE	DESCRIPTION	VOLTS	HOURS	CASE PACK	MOL	NOTES
9/40	IR20	MED	R301	IR20 WW CFL	380	10,000	12	5"	
14/50			R300	IR20 SLP CFL	375	10,000	12	5.2"	
30			R110	IR20 FLOOD PROLITE	130	12,000	60	3 15/16"	
50			R113	IR20 FLOOD PROLITE	130	12,000	60	3 15/16"	
			R114	IR20 PINK	130	5,000	60	3 15/16"	

### IR30 INDOOR REFLECTOR LAMPS

3 3/4" diameter at widest part of bulb

WATTS	BULB	BASE	CODE NUMBE	DESCRIPTION	VOLTS	HOURS	CASE PACK	MOL	NOTES
15/65	IR30	MED	R303	R30 WW CFL	520	10,000	12	5.9"	
16/65			R302C	R30 SLP CFL	560	10,000	12	5.9"	
65			R117	IR30 SPOT PROLITE	130	12,000	60	5 3/16"	
			R116	IR30 FLOOD PROLITE	130	12,000	60	5 3/16"	
			R121L	IR30 PINK	130	5,000	60	5 3/16"	
			B903	IR30 FLOOD	130	5,000	60	5 3/16"	
			B904	IR30 SPOT	130	5,000	60	5 3/16"	

### IR40 INDOOR REFLECTOR LAMPS

5" diameter at widest part of bulb

WATTS	BULB	BASE	CODE NUMBE	DESCRIPTION	VOLTS	HOURS	CASE PACK	MOL	NOTES
20/90	IR40	MED	R306	R40 WW CFL	850	10,000	12	6.6"	
19/90			R305C	R40 SLP CFL	750	10,000	12	6.6"	
75			R123	IR40 SPOT PROLITE	130	12,000	24	6 9/16"	
			R122	IR40 FLOOD PROLITE	130	12,000	24	6 9/16"	
			B905	IR40 FLOOD	130	5,000	24	6 9/16"	
100			B906	IR40 SPOT	130	5,000	24	6 9/16"	
			R125	IR40 SPOT PROLITE	130	12,000	24	6 9/16"	
			R124	IR40 FLOOD PROLITE	130	12,000	24	6 9/16"	
			B907	IR40 FLOOD	130	5,000	24	6 9/16"	
120/150			B908	IR40 SPOT	130	5,000	24	6 9/16"	
			R127	IR40 SPOT PROLITE	130	12,000	24	6 9/16"	
			R126	IR40 FLOOD PROLITE	130	12,000	24	6 9/16"	
			B909	IR40 FLOOD	130	5,000	24	6 9/16"	
			B910	IR40 SPOT	130	5,000	24	6 9/16"	

# PROFESSIONAL GRADE (OR) REFLECTORS



## IRHL 30 & 40 ENERGY INDOOR REFLECTOR HIGH LUMEN

Designed to provide more usable light down into the work area allowing a wattage reduction without sacrificing illumination and giving 12,000 hours of life. IRHL lamps are longer than IR lamps.

WATTS	BULB	BASE	CODE NUMBE	DESCRIPTION	VOLTS	HOURS	CASE PACK	MOL	NOTES
44/65	IRHL30	MED	R101	IRHL30 FLOOD PROLITE	125/130	12,000	60	6"	
75/100			R106	IRHL30 FLOOD PROLITE	125/130	12,000	60	6"	
120/150	IRHL40		R139	IRHL40 FLOOD	125/130	5,000	24	7 3/8"	

## OR38 OUTDOOR FLOOD AND SPOT LIGHTS

Outdoor Flood and Spot Lights are completely weatherproof to handle the worst nature has to offer.

Constructed of lightweight pyrex hardglass makes these lamps as durable as they are lightweight.

WATTS	BULB	BASE	CODE NUMBE	DESCRIPTION	VOLTS	HOURS	CASE PACK	MOL	NOTES
75	OR38	MED	P111	OR SPOT PROLITE	130	12,000	24	5 5/16"	
			P112	OR FLOOD PROLITE	130	12,000	24	5 5/16"	
			B900	OR38 FLOOD	130	5,000	24	5 5/16"	
100			P113	OR SPOT PROLITE	130	12,000	24	5 5/16"	
			P114	OR FLOOD PROLITE	130	12,000	24	5 5/16"	
			B901	OR38 FLOOD	130	5,000	24	5 5/16"	

## HEAT LAMPS

Independent Lighting's highly efficient "heat generating" source. Produces maximum heat and minimum light. Instantaneous heat no warm-up time required. Residential and Commercial Applications, including use with pets and plants. Ruby used on meat. Safety Coating is shatter proof. ILC's commercial grade lamp is made to take heat and friction.

WATTS	BULB	BASE	CODE NUMBE	DESCRIPTION	VOLTS	HOURS	CASE PACK	MOL	NOTES
175	BR40	MED	R136	HL40 CLEAR	120	5,000	24	7 1/2"	
			R137	HL40 RUBY	120	5,000	24	7 1/2"	
			R208	HL40 SAFETY COAT	120	5,000	24	7 1/2"	
250			R138	HL40 CLEAR	120	5,000	24	7 1/2"	
			R140	HL40 RUBY	120	5,000	24	7 1/2"	
			R141	HL40 FROST	120	5,000	24	7 1/2"	
			R142	HL40 SAFETY COAT	120	5,000	24	7 1/2"	
			R142-R	HL40 SAFETY COAT RUBY	120	5,000	24	7 1/2"	

# PROFESSIONAL GRADE HALOGENS



## PAR HALOGEN SPOT AND FLOOD LAMPS HOURS 5,000 / RS

A pure white light source that saves energy as it enhances your merchandise. Excellent for both indoor and outdoor use. These lamps have a minimum of four times longer life than standard brands.

A direct replacement for Indoor Reflectors.

ILC's SUNLITE PAR HALOGENS ARE THE WHITEST AND BRIGHTEST. PERFECT FOR RETAIL AND JEWELRY.

### PAR 20 LAMPS

WATTS	BULB	BASE	CODE NUMBER	DESCRIPTION	VOLTS	HOURS	CASE PACK	MOL	NOTES
9/50	PAR20	MED	R400	PAR20 CFL WW	120	10,000	15	3"	
			R401	PAR20 CFL SLP	120	10,000	15	3"	
50			P120HALO	HALO PAR20 FLOOD	130	5,000	15	3"	
			P121HALO	HALO PAR20 SPOT	130	5,000	15	3"	
			P120CB	HALO PAR20 SUNLITE	130	4,000	15	3"	

### PAR 30 LAMPS

WATTS	BULB	BASE	CODE NUMBER	DESCRIPTION	VOLTS	HOURS	CASE PACK	MOL	NOTES
19/50-75	PAR30	MED	R402	PAR30 CFL WW	120	10,000	15	4 11/16"	
19/50-75			R403	PAR30 CFL SLP	120	10,000	15	4 11/16"	
50			P122HALO	HALO PAR30 FLOOD	130	5,000	15	3 5/8"	
			P122LONG	HALO PAR30 FLOOD/LN	130	5,000	15	4 11/16"	
			P122LGSP	HALO PAR30 SPOT/LN	130	5,000	15	4 11/16"	
			P123HALO	HALO PAR30 SPOT	130	5,000	15	3 5/8"	
75			P122LGSP	HALO PAR30 SPOT/LN	130	5,000	15	4 11/16"	
			P128HALO	HALO PAR30 FLOOD	130	5,000	15	3 5/8"	
			P128LONG	HALO PAR30 FLOOD/LN	130	5,000	15	4 11/16"	
			P129HALO	HALO PAR30 SPOT	130	5,000	15	3 5/8"	
			P128LGSP	HALO PAR30 SPOT/LN	130	5,000	15	4 11/16"	
			P128H-CB	HALO PAR30 SLP	130	4,000	15	3 5/8"	
			P128L-CB	HALO PAR30/LN SLP	130	4,000	15	4 11/16"	

### PAR 38 LAMPS

WATTS	BULB	BASE	CODE NUMBER	DESCRIPTION	VOLTS	HOURS	CASE PACK	MOL	NOTES
23/90	PAR38	MED	R404	PAR38 CFL WW	120	10,000	15	5 5/16"	
23/90			R405	PAR38 CFL SLP	120	10,000	15	5 5/16"	
45			P132HALO	HALO PAR38 FLOOD	130	5,000	15	5 5/16"	
			P140HALO	HALO PAR38 SPOT	130	5,000	15	5 5/16"	
60			P130HALO	HALO PAR38 FLOOD	130	5,000	15	5 5/16"	
			P131HALO	HALO PAR38 SPOT	130	5,000	15	5 5/16"	
			P130CB	HALO PAR38 SUNLITE	130	4,000	15	5 5/16"	
90			P126HALO	HALO PAR38 FLOOD	130	5,000	15	5 5/16"	
			P127HALO	HALO PAR38 SPOT	130	5,000	15	5 5/16"	
			P126CB	HALO PAR38 SUNLITE	130	4,000	15	5 5/16"	

# PROFESSIONAL GRADE QUARTZ LAMPS



## QUARTZ LAMPS – 7,500 HOUR - ROUGH SERVICE

ILC's quartz lamps outlast the competition with a guaranteed 7,500 hours!!!

WATTS	BASE	CODE NUMBER	DESCRIPTION	INNER PACK	MOL	VOLTS	HOURS	LUMENS	NOTES
20	G4	Q222	BI-PIN QTZ	10	26mm	12	7,500	350	
50	G6.35	Q227	BI-PIN QTZ	10	40mm	12	7,500	950	
50	BI-PIN	Q094	BI-PIN ZENON 1250X	10	50mm	12	7,500	1250	
100	DC	Q120	Q/DC	10	78mm	130	7,500	1,300	
	MC	Q115	Q/MC	10	78mm	130	7,500	1,300	
	TUBE	Q116	Q/TUBE SHORT	10	78mm	130	7,500	1,300	
150	MC	Q100	Q/CL/CAND	10	78mm	130	7,500	2,800	
	DC	Q113	Q/DC	10	78mm	130	7,500	2,800	
	TUBE	Q114	Q/TUBE	10	118mm	130	7,500	2,800	
		Q132	Q/TUBE SHORT	10	78mm	130	7,500	2,800	
200	TUBE	Q111	Q/TUBE	10	118mm	130	7,500	3,200	
		Q112	Q/TUBE SHORT	10	78mm	130	7,500	3,200	
250	MC	Q101	Q/CL/MC	10	78mm	130	7,500	5,000	
	DC	Q106	Q/DC	10	78mm	130	7,500	5,000	
300	TUBE	Q108	Q/TUBE	10	118mm	130	7,500	5,400	
		Q109	Q/TUBE SHORT	10	78mm	130	7,500	5,400	
400	TUBE	Q110	Q/TUBE SHORT	10	78mm	130	7,500	8,250	
500	MC	Q102	Q/CL/MC	10	92mm	130	7,500	10,450	
	TUBE	Q103	Q/CL TUBE	10	118mm	130	7,500	10,000	

## MR11 & MR-16 LOW VOLTAGE HALOGEN - ROUGH SERVICE

ILC 5000 HOURS MR16 are the Best in the Marketplace 5 Times plus the Life VS the Competition. Also Available in 10,000 & 18,000 HRS!!!

WATTS	BASE	CODE NUMBER	DESCRIPTION	CASE PACK	MOL	VOLTS	HOURS	BULB	NOTES
20		N106-FTB	FTB/NSP 10°	10	1 3/4"	12V	5,000	MR11	
		N135	FST/NSP/DC 24°	10	1 3/4"	12V	5,000		
35		N115-FTE	FTE/NSP 10°	10	1 3/4"	12V	5,000		
20		N102	ESX MFL 12°	10	1 3/4"	12V	5,000	MR16	
		N103	BAB FL 36°	10	1 3/4"	12V	5,000		
50		N107	EXT NSP 12°	10	1 3/4"	12V	5,000		
		N108	EXZ NFL 24°	10	1 3/4"	12V	5,000		
		N114	EXK FL 30°	10	1 3/4"	12V	5,000		
		N109	EXN FL 38°	10	1 3/4"	12V	5,000		
		N109W	EXN FL 38° SLP	10	1 3/4"	12V	5,000		
	N097	EXN FL 38°	10	1 3/4"	120V	5,000			
	GU10	N096	EXN FL 38°	10	1 3/4"	120V	5,000		
75	BI-PIN	N111	EFY NSP 14°	10	1 3/4"	12V	5,000		
		N112	EYJ MFL 24°	10	1 3/4"	12V	5,000		
		N113	EYC FL 38°	10	1 3/4"	12V	5,000		

# PROFESSIONAL GRADE LED



## ILC EXCLUSIVE LED MR16 LAMPS 40,000 HOURS 3 YEAR GUARANTEE

WATTS	BULB	BASE	CODE NUMBER	DESCRIPTION	CASE PACK	MOL	VOLTS	HOURS	LUMEN S	NOTES
4.5	MR16	G6.35	L5548	4.5 MR16 LED WW 12V	10	1.77"	12	40,000	210	39.95
			L5549	4.5 MR16 LED SLP 12V	10	1.77"	12	40,000	290	39.95
4	JDR	GU10	L5551	4.5 MR16 LED WW 120V GU10	10	2.76"	120	40,000	140	39.95
		MED	L5552	4.5 MR16 LED WW 120V MED	10	2.99"	120	40,000	140	39.95

## VALUE PAR20 - PAR30 - PAR38 50,000\* HOURS 1\* YEAR GUARANTEE

WATTS	BULB	BASE	CODE NUMBER	DESCRIPTION	CASE PACK	MOL	VOLTS	HOURS	LUMEN S	NOTES
2	PAR20	MED	L5503	2W PAR20 LED FLOOD WW	10	3"	120	50,000*	65	
3	PAR30		L5504	3W PAR30 LED FLOOD WW	10	3 5/8"	120	50,000*	126	
6	PAR38		L5505	6W PAR38 LED FLOOD WW	10	5 5/16"	120	50,000*	216	

## ILC EXCLUSIVE HL PAR20/30/38 40,000 HOURS 3 YEAR GUARANTEE

WATTS	BULB	BASE	CODE NUMBER	DESCRIPTION	CASE PACK	MOL	VOLTS	HOURS	LUMEN S	NOTES
6	PAR20	MED	L5510	6W PAR20 LED FLOOD WW	10	3"	120	40,000	230	
7	PAR30		L5511	7W PAR30 LED FLOOD WW	10	3 5/8"	120	40,000	420	
20	PAR38		L5512	20W PAR38 LED FLOOD WW	10	5 5/16"	120	40,000	770	

## ILC EXCLUSIVE HL DIMMABLE PAR30 L/N 40,000 HOURS 3 YR GUARANTEE

WATTS	BULB	BASE	CODE NUMBER	DESCRIPTION	CASE PACK	MOL	VOLTS	HOURS	LUMEN S	NOTES
12	PAR30 LONG NECK	MED	L5553	12W PAR30 L/N SPOT WW	10	4 3/4"	120	40,000	450	
			L5554	12W PAR30 L/N FLOOD WW	10	4 3/4"	120	40,000	470	
			L5564	12W PAR30 L/N SPOT SLP	10	4 3/4"	120	40,000	530	
			L5555	12W PAR30 L/N FLOOD SLP	10	4 3/4"	120	40,000	540	

## ILC EXCLUSIVE DIMMABLE A19 40,000 HOURS 3 YR GUARANTEE

WATTS	BULB	BASE	CODE NUMBER	DESCRIPTION	CASE PACK	MOL	VOLTS	HOURS	LUMEN S	NOTES
7	A19	MED	L5550	7W A19 LED WW DIMM.	10	4 1/4"	120	40,000	260	
			L5565	7W A19 LED SLP DIMM.	10	4 1/4"	120	40,000	300	

## LED EXIT BULB/SIGN HOURS 100,000

Never worry about changing an exit sign bulb again. These energy-saving LED exit sign retrofit bulbs pay for themselves in less than a year and are guaranteed for 10 YEARS!



WATTS	BULB	BASE	CODE NUMBER	DESCRIPTION	CASE PACK	MOL	VOLTS	HOURS	NOTES
1.5	LED	UNIVERSAL	X260-F	LED EXIT BULB 25 YEAR	24	5"	120	200,000	
		UNIVERSAL	X260-G	LED EXIT BULB 25 YEAR	24	5"	120	200,000	
		UNIVERSAL	DUALLITE	EMERGENCY LIGHT	1		120	200,000	
		MOUNTING UNIVERSAL	X233	EXIT SIGN KIT W/BATTERY BACK UP SINGLE/DOUBLE FACE RED	1		120/277	200,000	
		MOUNTING UNIVERSAL	X233-G	EXIT SIGN KIT W/BATTERY BACK UP SINGLE/DOUBLE FACE GREEN	1		120/277	200,000	

HIGH IMPACT-RESISTANT WHITE THERMOPLASTIC HOUSING

NFPA – TYPE FIELD SELECTABLE CHEVRON. 5 YEAR WARRANTY ON BATTERY.

# PROFESSIONAL GRADE ENERGY SAVING COMPACT FLUORESCENT PRODUCTS



## COMPACT FLUORESCENT SPIRAL AND A-SHAPE

KELVIN 2700/3000/5000 CRI 84 HOURS 15,000

TWIST LAMPS ARE RATED FOR ENCLOSED FIXTURES

Simply the best quality energy saving compact fluorescent in the world!



WATTS	BULB	BASE	CODE NUMBER	DESCRIPTION	LUMEN S	HOURS	CASE PACK	MOL	CRI	NOTES
7/25	MINITWIST	CAND	N626	MT CAND WW CFL	450	15,000	10	4"	CRI 84	
			N624	MT CAND SLP CFL	450	15,000	10	4"	CRI 84	
		MED	N208	MT MED WW CFL	450	15,000	10	4"	CRI 84	
			N210	MT MED SLP CFL	450	15,000	10	4"	CRI 84	
9/40			N165	MT MED SLP CFL	540	15,000	10	3 9/16"	CRI 84	
13/60	TWISTTUBE		N171	TT12 SLP CFL	690	15,000	10	3 7/8"	CRI 84	
14/60	A-BULB		N172	A18 WW W/C CFL	840	15,000	10	4 1/2"	CRI 84	
	TWISTTUBE		N170	TT12 WW CFL	840	15,000	10	4 1/4"	CRI 84	
	A-BULB		N173	A18 SLP W/C CFL	690	15,000	10	4 1/2"	CRI 84	
18/75	TWISTTUBE		N169	TT16 SLP CFL	975	15,000	10	4 9/16"	CRI 84	
20/75			N168	TT16 WW CFL	1200	15,000	10	4 3/4"	CRI 84	
23/100			N175	TT16 WW CFL	1480	15,000	10	5"	CRI 84	
			N177	TT16 SLP CFL	1325	15,000	10	5"	CRI 84	
	A-BULB		N174	A20 WW W/C CFL	1300	15,000	10	5.5"	CRI 84	
27/100	TWISTTUBE		N158	TT22 WW CFL	1750	15,000	10	5 11/16"	CRI 84	
			N159	TT22 SLP CFL	1450	15,000	10	5 11/16"	CRI 84	

## Compact Fluorescent Floods - IR20, IR30, IR40 & PAR20, PAR30, PAR38

KELVIN 2700-3500/5000-6500 CRI 82 HOURS 10,000

WATTS	BULB	BASE	CODE NUMBER	DESCRIPTION	LUMEN S	HOURS	CASE PACK	MOL	CRI	NOTES
14/50	FLOOD	MED	R300C	IR20 SLP CFL	375	10,000	12	5.2"	CRI 82	
9/40			R301	R20 WW CFL	380	10,000	12	5"	CRI 82	
9/50			R400	PAR20 WW CFL	420	10,000	15	3"	CRI 82	
			R401	PAR20 SLP CFL	420	10,000	15	3"	CRI 82	
15/50-75			R402	PAR30 WW CFL	670	10,000	15	4 11/16"	CRI 82	
			R403	PAR30 SLP CFL	670	10,000	15	4 11/16"	CRI 82	
16/65			R302C	R30 SLP CFL	560	10,000	12	5.9"	CRI 82	
15/65			R303	R30 WW CFL	520	10,000	12	5.9"	CRI 82	
19/90			R305C	R40 SLP CFL	750	10,000	12	6.6"	CRI 82	
20/90			R306	R40 WW CFL	850	10,000	12	6.6"	CRI 82	
23/90			R404	PAR38 WW CFL	1200	10,000	15	5 5/16"	CRI 82	
			R405	PAR38 SLP CFL	1200	10,000	15	5 5/16"	CRI 82	

# PROFESSIONAL GRADE ENERGY SAVING DIMMABLE CFL PRODUCTS



## DIMMABLE COMPACT FLUORESCENT SPIRAL & A-SHAPE

DIMMABLES THAT WORK!!! \*ONLY FOR DIMMERS AFTER 1995\*



Simply the best quality energy saving compact fluorescent in the world!


WATTS	BULB	BASE	CODE NUMBE	DESCRIPTION	LUMEN S	HOURS	CASE PACK	MOL	CRI	NOTES
14	TWIST	MED	<b>N170D</b>	TT12 WW DIMM.	925	10,000	12	4.125"	82	
			<b>N171D</b>	TT12 SLP DIMM.	925	10,000	12	4.125"	82	
	A-BULB		<b>N172D</b>	A19 WW DIMM.	800	10,000	12	4.75"	82	
			<b>N173D</b>	A19 SLP DIMM.	800	10,000	12	4.75"	82	
20			<b>N166D</b>	A21 WW DIMM.	1,150	10,000	12	5.25"	82	
			<b>N167D</b>	A21 SLP DIMM.	1,150	10,000	12	5.25"	82	
24	TWIST		<b>N175D</b>	TT WW DIMM.	1,500	10,000	12	4.75"	82	
			<b>N177D</b>	TT SLP DIMM.	1,500	10,000	12	4.75"	82	

## DIMMABLE COMPACT FLUORESCENT - IR FLOODS & PARS

DIMMABLES THAT WORK!!! \*ONLY FOR DIMMERS AFTER 1995\*

WATTS	BULB	BASE	CODE NUMBE	DESCRIPTION	LUMEN S	HOURS	CASE PACK	MOL	CRI	NOTES
16	IR20	MED	<b>R301D</b>	IR20 WW CFL DIMM.	700	10,000	12	5"	82	
			<b>R302D</b>	IR30 SLP CFL DIMM.	700	10,000	12	5 5/8"	82	
	<b>R303D</b>		IR30 WW CFL DIMM.	700	10,000	12	5 5/8"	82		
19	IR40		<b>R305D</b>	IR40 SLP CFL DIMM.	900	10,000	12	5 5/8"	82	
			<b>R306D</b>	IR40 WW CFL DIMM.	900	10,000	12	5 5/8"	82	
	R38		<b>R309D</b>	R38 WW CFL DIMM.	950	10,000	12	5 5/8"	82	
<b>R310D</b>			R38 SLP CFL DIMM.	950	10,000	12	5 5/8"	82		
16	PAR30		<b>R402D</b>	PAR30 WW DIMM.	710	10,000	12	4.625"	82	
			<b>R403D</b>	PAR30 SLP DIMM.	710	10,000	12	4.625"	82	
23	PAR38	<b>R404D</b>	PAR38 WW DIMM.	1030	10,000	12	4.75"	82		
		<b>R405D</b>	PAR38 SLP DIMM.	1030	10,000	12	4.75"	82		

# PROFESSIONAL GRADE ENERGY SAVING COMPACT FLUORESCENT PRODUCTS



## HIGH WATTAGE COMPACT FLUORESCENTS

HL-CFL's HAVE A RATED LIFE OF 10,000 HOURS

WATTS	BASE	CODE NUMBER	DESCRIPTION	REPLACES INCAN.	REPLACES HID	CASE PACK	MOL	KELVIN	NOTES
28	MED	N200-27	28W HL-CFL 120V	100W	N/A	10	5 3/4"	2700	
		N200	28W HL-CFL 120V	100W	N/A	10	5 3/4"	5000	
45		N210-27	45W HL-CFL 120V	150W	N/A	10	6 1/2"	2700	
		N201	45W HL-CFL 120V	150W	N/A	10	6 1/2"	5000	
55		N202	55W HL-CFL 120V	200W	N/A	10	7"	2700	
		N203	55W HL-CFL 120V	200W	N/A	10	7"	5000	
65		N212	65W HL-CFL 120V	250W	50W	12	7 1/2"	2700	
		N213	65W HL-CFL 120V	250W	50W	12	7 1/2"	5000	
80		N214	80W HL-CFL 120V	350W	50W-70W	12	9 3/8"	2700	
		N215	80W HL-CFL 120V	350W	50W-70W	12	9 3/8"	5000	
100	MED	N216	100W HL-CFL 120V	400W	70W	12	10"	2700	
		N207	100W HL-CFL 120V	400W	70W	12	10"	5000	
		N708-27K	100W HL-CFL 277V	400W	70W	12	10"	2700	
		N712	100W HL-CFL 277V	400W	70W	12	10"	5000	
	MOG	N207-E40	100W HL-CFL 120V	400W	70W	12	10"	5000	
		N216-E40	100W HL-CFL 120V	400W	70W	12	10"	2700	
		N713	100W HL-CFL 277V	400W	70W	12	10"	2700	
		N714	100W HL-CFL 277V	400W	70W	12	10"	5000	
150	MED	N217	150W HL-CFL 120V	400W	70W	12	14"	2700	
		N218	150W HL-CFL 120V	600W	150W	12	14"	5000	
		N711	150W HL-CFL 277V	600W	150W	12	14"	2700	
		N716	150W HL-CFL 277V	600W	150W	12	14"	5000	
	MOG	N217-E40	150W HL-CFL 120V	600W	150W	12	14"	2700	
		N710	150W HL-CFL 120V	600W	150W	12	14"	5000	
		N717	150W HL-CFL 277V	600W	150W	12	14"	2700	
		N718	150W HL-CFL 277V	600W	150W	12	14"	5000	

## PLL Replacement Bulbs 20,000 HOURS

ILC's PLL 4 PIN (IN A ROW) OUTLAST THE COMPETITION

WATTS	BULB	CODE NUMBER	DESCRIPTION	HOURS	CASE PACK	MOL	KELVIN	NOTES
18	PLL	X133-359	PLL18 835K 4 PIN	20,000	50	8 1/2"	3500	
18		PLL18	PLL18 841K 4 PIN	20,000	50	8 1/2"	4100	
24		PLL24	PLL24 835K 4 PIN	20,000	50	12 1/2"	3500	
24		X014	PLL24 841K 4 PIN	20,000	50	12 1/2"	4100	
36		F160-27	PLL36 827K 4 PIN	20,000	50	16 7/16"	2700	
36		F160-30	PLL36 830K 4 PIN	20,000	50	16 7/16"	3000	
36		F160-35	PLL36 835K 4 PIN	20,000	50	16 7/16"	3500	
36		F160	PLL36 841K 4 PIN	20,000	50	16 7/16"	4100	
36		F160-65	PLL36 865K 4PIN	20,000	50	16 7/16"	6500	
40		F921-30	PLL40 830K 4 PIN	20,000	50	22 1/2"	3000	
40		F921-35	PLL40 835K 4 PIN	20,000	50	22 1/2"	3500	
40		X008/41	PLL40 841K 4 PIN	20,000	50	22 1/2"	4100	
40		F922	PLL40 SUNLITE PLUS 4 PIN	20,000	50	22 1/2"	5000	

# PROFESSIONAL GRADE PL FLUORESCENT



**SINGLE**



**DOUBLE**




**TRIPLE**

## PL REPLACEMENT BULBS HOURS 20,000

WATTS	BULB	KELVIN	CODE NUMBER	DESCRIPTION	HOURS	CASE PACK	MOL	NOTES
5	PL	2700K	<b>X116-27K</b>	PL5 2 PIN 27K	20,000	50	4 1/8"	
		4100K	<b>X116-41K</b>	PL5 2 PIN 41K	20,000	50	4 1/8"	
		5000K	<b>X127</b>	PL5 2 PIN SUNLITE PLUS	20,000	50	4 1/8"	
7	PL	2700K	<b>X117-27K</b>	PL7 2 PIN 27K	20,000	50	5 1/4"	
		4100K	<b>X117-41K</b>	PL7 2 PIN 41K	20,000	50	5 1/4"	
		6500K	<b>X117-65K</b>	PL7 2 PIN 65K	20,000	50	5 1/4"	
		5000K	<b>X128</b>	PL7 2 PIN SUNLITE PLUS	20,000	50	5 1/4"	
9	PL	2700K	<b>X120-27K</b>	PL9 2 PIN 27K	20,000	50	6 1/2"	
		4100K	<b>X120-41K</b>	PL9 2 PIN 41K	20,000	50	6 1/2"	
		5000K	<b>X120-50K</b>	PL9 2 PIN SUNLITE PLUS	20,000	50	6 1/2"	
		6500K	<b>X118-65K</b>	PL9 2 PIN 65K	20,000	50	5 1/4"	
	PLQ	2700K	<b>X118-27K</b>	PL9Q 2 PIN 27K	20,000	25	4 1/4"	
		3500K	<b>X118-35K</b>	PL9Q 2 PIN 35K	20,000	25	4 1/4"	
		4100K	<b>X118-41K</b>	PL9Q 2 PIN 41K	20,000	25	4 1/4"	
13	PL	2700K	<b>X121-27K</b>	PL13 2 PIN 27K	20,000	50	7 7/16"	
		3500K	<b>X121-35K</b>	PL13 2 PIN 35K	20,000	50	7 7/16"	
		4100K	<b>X121-41K</b>	PL13 2 PIN 41K	20,000	50	7 7/16"	
		5000K	<b>X129</b>	PL13 2 PIN SUNLITE PLUS	20,000	50	7 7/16"	
	PLQ	2700K	<b>X119-27K4P</b>	PL13Q 4 PIN 27K	20,000	25	4 5/8"	
		2700K	<b>X119-27K</b>	PL13Q 2 PIN 27K	20,000	25	4 5/8"	
		3500K	<b>X121</b>	PL13Q 2 PIN 35K	20,000	25	4 5/8"	
		4100K	<b>X1194P</b>	PL13Q 4 PIN 41K	20,000	25	4 5/8"	
		4100K	<b>X119-41K</b>	PL13Q 2 PIN 41K	20,000	25	4 5/8"	
		5000K	<b>X121-50K</b>	PL13Q 2 PIN SUNLITE PLUS	20,000	25	4 5/8"	
18	PL	2700K	<b>X132-2P</b>	PL18Q 2 PIN 27K. DIAG.	20,000	25	6 13/16"	
		2700K	<b>X134</b>	PL18Q 4 PIN 27K	20,000	25	6 13/16"	
		3000K	<b>X133-8304P</b>	PL18Q 4 PIN 830K	20,000	25	6 13/16"	
		3500K	<b>X132</b>	PL18Q 2 PIN 835K DIAG.	20,000	25	6 13/16"	
		3500K	<b>X133-8354P</b>	PL18Q 4 PIN 835K	20,000	25	6 13/16"	
		4100K	<b>X133-41K</b>	PL18Q 2 PIN 41K	20,000	25	6 13/16"	
		4100K	<b>X133-4P</b>	PL18Q 4 PIN 41K	20,000	25	6 13/16"	
		5000K	<b>X133-50K</b>	PL18Q 2 PIN SUNLITE PLUS	20,000	25	6 13/16"	
		5000K	<b>X133-5P</b>	PL18Q 4 PIN SUNLITE PLUS	20,000	25	6 13/16"	
		26	PL	2700K	<b>X130</b>	PL26Q 2 PIN 27K	20,000	25
2700K	<b>X1304P</b>			PL26Q 4 PIN 27K	20,000	25	6 13/16"	
3500K	<b>X130A</b>			PL26Q 4 PIN 35K	20,000	25	6 13/16"	
3500K	<b>X131-35</b>			PL26Q 2 PIN 35K	20,000	25	6 13/16"	
4100K	<b>X131-41K</b>			PL26Q 2 PIN 41K	20,000	25	6 13/16"	
4100K	<b>X131P4</b>			PL26Q 4 PIN 41K	20,000	25	6 13/16"	
5000K	<b>X1315</b>			PL26Q 2 PIN DIAG. SLP	20,000	25	5 1/4"	
5000K	<b>X131-5P</b>			PL26Q 4 PIN SUNLITE PLUS	20,000	25	5 1/4"	
6500K	<b>X131DAYLITE</b>			PL26Q 2 PIN 65K	20,000	25	6 13/16"	
6500K	<b>X131D/4P</b>			PL26Q 4 PIN 65K	20,000	25	6 13/16"	
PLT	2700K		<b>X130PLT-27</b>	PLT26 4PIN 27K	20,000	25	5 1/4"	
	3500K		<b>X130PLT-35</b>	PLT26 4PIN 35K	20,000	25	5 1/4"	
	4100K		<b>X130PLT-41</b>	PLT26 4PIN 41K	20,000	25	5 1/4"	
32	PLT	2700K	<b>X009-27</b>	PLT32 4PIN 27K	20,000	25	5 3/4"	
		3500K	<b>X009-35</b>	PLT32 4PIN 35K	20,000	25	5 3/4"	
		4100K	<b>X134PLT</b>	PLT32 4PIN 41K	20,000	25	5 3/4"	
42	PLT	2700K	<b>X135-27K</b>	PLT42 4PIN 27K	20,000	25	6 1/2"	
		3500K	<b>X135-T</b>	PLT42 4PIN 35K	20,000	25	6 1/2"	
		4100K	<b>X135-41K</b>	PLT42 4PIN 41K	20,000	25	6 1/2"	
		5000K	<b>X135-50K</b>	PLT42 4PIN SUNLITE PLUS	20,000	25	6 1/2"	

# PROFESSIONAL GRADE FLUORESCENTS



## COOL WHITE PLUS KELVIN 4150/CRI 62 HOURS 24-34,000

90% of the fluorescent industry uses this color. Because of the price it is the most popular.

WATTS	BULB	BASE	CODE NUMBER	DESCRIPTION	CASE PACK	LUMENS	HOURS	MOL	NOTES	
4	T5	MINI BI-PIN	F100	F4T5 CW	25	135	34,000	6"		
6			F101	F6T5 CW	25	295	34,000	9"		
8			F102	F8T5 CW	25	400	34,000	12"		
15	T8	MED BI-PIN	F103	F15T8 CW	24	875	34,000	18"		
17	T8		C136	F17T8 CW	24	1,325	34,000	24"		
20	T12		F104	F20T12 CW LOW MERCURY	30	1,200	34,000	24"		
			C900	F20T12 CW LOW MERCURY	30	1,200	24,000	24"		
25	T8		F188	F25T8 CW 741 LOW MERCURY	25	2,125	34,000	36"		
			C225	F25T8 CW 841 LOW MERCURY	25	2,350	34,000	36"		
30	T8		F105	F30T8 CW LOW MERCURY	24	2,200	34,000	36"		
			T12	F106	F30T12 CW LOW MERCURY	30	2,250	34,000	36"	
				C901	F30T12 CW LOW MERCURY	30	2,250	24,000	36"	
40	T12		C122	F40T12 CW SAFETY COAT	30	2,975	34,000	48"		
			C201	F40T12 HIGH LUMEN CW	30	3,600	34,000	48"		
			F107PLUS	F34T12 CW ES LOW MERC. PRO	30	2,650	34,000	48"		
34	T12		F121	F34T12 CWU6 ES UBEND L/M	12	2,400	34,000	22.5"		
			C903	F34T12 CWU6 ES UBEND L/M	12	2,400	24,000	22.5"		
		SINGLE PIN	F110	F48T12 CW LOW MERCURY	30	2,900	34,000	48"		
39		RDC	F124	F48T12 CW HO LOW MERCURY	30	4,050	34,000	48"		
50		SINGLE PIN	F137	F60T12 CW	30	3,450	34,000	60"		
75		RDC	F134	F60T12 CW HO	30	5,150	34,000	60"		
57		SINGLE PIN	F111	F72T12 CW ES	30	4,450	34,000	72"		
87		RDC	F126	F72T12 CW HO LOW MERCURY	30	6,350	34,000	72"		
160			F127	F72T12 CW VHO	30	11,250	34,000	72"		
60		SINGLE PIN	F112PLUS	F96T12 CW ES LOW MERC. PRO	30	6,100	34,000	96"		
95	RDC	C118	F96T12 CW HO SAFETY COAT	30	7,040	34,000	96"			
		F114	F96T12 CW HO LOW MERCURY	30	8,800	34,000	96"			
		F117	F96T12 CW VHO	30	15,200	34,000	96"			
215										
22	T9-8"	4-PIN	F118	FC8T9 CW/CIRCULINE	12	1,050	10,000	D 8.25"		
32	T9-12"		F119	FC12T9 CW/CIRCULINE	12	1,800	10,000	D 12"		
40	T9-16"		F120	FC16T9 CW/CIRCULINE	12	2,500	18,000	D 16"		

## SAFETY SLEEVES

Made with end caps to protect against shattering glass.

WATTS	BULB	BASE	CODE NUMBER	DESCRIPTION	CASE PACK	MOL	NOTES
N/A	N/A	N/A	N119	4' SAFETY SLEEVE - T12	24	48"	
			N120	8' SAFETY SLEEVE - T12	24	96"	
			C129	4' SAFETY SLEEVE - T8	24	48"	

# PROFESSIONAL GRADE FLUORESCENTS



## T8 FLUORESCENT

**HOURS 34,000**

**CRI 75/85/98**

ILC fluorescent lamps retain the benefits of both economy and luminous efficiency with a long life of up to 34,000 hours. The higher CRI is best for merchandising. The only commercial grade T8 low mercury available. Use only with 32W T8 ballasted systems.

WATTS	BULBS	BASE	CODE NUMBER	DESCRIPTION	CASE PACK	LUMENS	HOURS	MOL	NOTES
32	T8	MED BI-PIN	C119	F32T8/730/WW LOW MERCURY	25	2,850	34,000	48"	
			C120	F32T8/735/WW LOW MERC. PROLITE	25	2,850	34,000	48"	
			C121	F32T8/741/CW LOW MERC. PROLITE	25	2,850	34,000	48"	
			C205	F32T8/750/NATURALITE	25	2,750	34,000	48"	
			C209	FB32T8 U6/735/ WW LOW MERCURY	20	2,650	34,000	22 7/16"	
			C206	FB32T8 U6/741/CW LOW MERCURY	20	2,650	34,000	22 7/16"	
			C210	FB32T8 U6/750/NL LOW MERCURY	20	2,600	34,000	22 7/16"	
			C213	FB32T8 U6/850/SUNLITE PLUS	20	2,750	34,000	22 7/16"	
			C123	F32T8/830/WW LOW MERCURY	25	3,050	34,000	48"	
			C124	F32T8/835/WW LOW MERC.	25	3,050	34,000	48"	
			C125	F32T8/841/CW LOW MERCURY	25	3,050	34,000	48"	
			C137	<b>F32T8HL NLP LM PROLITE</b>	<b>25</b>	<b>3,050</b>	<b>40,000</b>	<b>48"</b>	
			C126	<b>F32T8HL SLP LM PROLITE</b>	<b>25</b>	<b>3,050</b>	<b>40,000</b>	<b>48"</b>	
C139	F32T8 98CRI LOW MERCURY	25	2,000	34,000	48"				

## T5 FLUORESCENT

**HOURS 20,000**

**CRI 85**

T-5 Lamps are the next generation in fluorescent lighting. These sleek state-of-the-art tri-phosphor lamps deliver higher output at higher operating temperatures with reduced lumen depreciation and improved lumens.

Usage efficiency increases 36% compared to standard T8 tubes.

WATTS	BULBS	BASE	CODE NUMBER	DESCRIPTION	CASE PACK	LUMENS	HOURS	MOL	NOTES
14	T5	BI-PIN	F142	F14T5/835	50	1350	20,000	22 1/8"	
			F142-841	F14T5/841	50	1350	20,000	22 1/8"	
			F142/850	F14T5/850 SUNLITE	50	1350	20,000	22 1/8"	
21			F140/835	F21T5/835	50	2100	20,000	34"	
			F140/835	F21T5/841	50	2100	20,000	34"	
			F140/850	F21T5/850 SUNLITE	50	2100	20,000	34"	
24			F507	F24T5/835/HO	50	2000	20,000	22 1/8"	
			F507/841	F24T5/841/HO	50	2000	20,000	22 1/8"	
			F507/850	F24T5/850/HO SUNLITE	50	2000	20,000	22 1/8"	
28			F148	F28T5/835	50	2900	20,000	45 3/4"	
			F144/28	F28T5/841	50	2900	20,000	45 3/4"	
			F148/850	F28T5/850 SUNLITE	50	2900	20,000	45 3/4"	
35			F508	F35T5/835	50	3650	20,000	57 1/2"	
			F508/841	F35T5/841	50	3650	20,000	57 1/2"	
			F508/850	F35T5/850 SUNLITE	50	3650	20,000	57 1/2"	
39			F505	F39T5/835/HO	50	3500	20,000	34"	
			F505/841	F39T5/841/HO	50	3500	20,000	34"	
			F505/850	F39T5/850/HO SUNLITE	50	3500	20,000	34"	
54			F506	F54T5/835/HO	50	5000	20,000	45 3/4"	
			F506/841	F54T5/841/HO	50	5000	20,000	45 3/4"	
			F506/850	F54T5/850/HO SUNLITE	50	5000	20,000	45 3/4"	
80			F509	F80T5/835/HO	50	7000	20,000	57 1/2"	
			F509/841	F80T5/841/HO	50	7000	20,000	57 1/2"	
			F509/850	F80T5/850/HO SUNLITE	50	7000	20,000	57 1/2"	

# PROFESSIONAL GRADE "SUNLITES"



## SUNLITE/HIGH LUMEN FLUORESCENT TUBES

**KELVIN 5000      CRI 85/91      HOURS 34,000**

ILC High Lumen Sunlite produces more light per watt than any other fluorescent in its length.

WATTS	BULB	BASE	CODE NUMBER	DESCRIPTION	CASE PACK	LUMENS	MOL	NOTES
17	T8	MED BI-PIN	<b>F200-17</b>	F17T8 SUNLITE LM	25	1325	24"	
25			<b>F202-5K</b>	F25T8HL SUNLITE LM	25	2,350	36"	
20	T12		<b>C211</b>	F20T12HL SUNLITE LM	30	1,340	24"	
30			<b>C212</b>	F30T12HL SUNLITE LM	30	2,380	36"	
32	T8		<b>F202</b>	F30T8HL SUNLITE LM	24	2,100	36"	
			<b>C126</b>	F32T8HL SUNLITE PROLITE	25	3,050	48"	
			<b>C213</b>	F32T8HL SUNLITE U6 LM	20	2,750	22.5"	
40	T10		<b>C202PLUS</b>	F40T10HL SL LM PROLITE	30	3,700	48"	
	T12		<b>F108</b>	F40T12HL SL LM PROLITE	30	3,600	48"	
				<b>C202U</b>	FB40T12HL SL U6 LM	12	3,150	22.5"
59	T8	SINGLE PIN	<b>C127</b>	F96T8HL SUNLITE LM	24	4,840	96"	
75	T12		<b>C350</b>	F96T12HL SL LM PROLITE	30	6,500	96"	
110			RDC	<b>C360</b>	F96T12HL SL HO PROLITE	30	9,350	96"

## SUNLITE COMPACT FLUORESCENTS

**KELVIN 5000      CRI 82 / 84      HOURS: 10,000-15,000**

WATTS	BULB	BASE	CODE NUMBER	DESCRIPTION	CASE PACK	LUMENS	MOL	NOTES
7/25	MINITWIST	CAND	<b>N214</b>	MT CAND CFL SLP	10	450	4"	
7/25	MINITWIST	MED	<b>N210</b>	MT MED CFL SLP	10	450	4"	
9/50	FLOOD	MED	<b>R401</b>	PAR20 SLP CFL	15	120	3"	
15/50-75	FLOOD	MED	<b>R403</b>	PAR30 CFL SLP	15	120	4 11/16"	
13/60	GLOBE	MED	<b>N151G</b>	G30 CFL SLP PROLITE	10	770	5 1/4"	
14/50	FLOOD	MED	<b>R300C</b>	R20 CFL SLP	12	375	5.2"	
14/60	A-BULB	MED	<b>N173</b>	A18 CFL SLP W/C PROLITE	10	690	4 1/2"	
13/60	MINITWIST	MED	<b>N171</b>	MT12 CFL SLP PROLITE	10	690	3 7/8"	
15/65	FLOOD	MED	<b>R302C</b>	R30 CFL SLP	12	520	5.9"	
19/75	TWIST	MED	<b>N169</b>	TT16 CFL SLP PROLITE	10	1150	5 1/2"	
20/85	FLOOD	MED	<b>R305C</b>	R40 CFL SLP	12	750	6.6"	
23/90	FLOOD	MED	<b>R405</b>	PAR38 CFL SLP	15	120	5 5/16"	
23/90	TWISTTUBE	MED	<b>N177</b>	TT16 CFL SLP PROLITE	10	1325	5"	
27/100	TWISTTUBE	MED	<b>N159</b>	TT22 CFL SLP PROLITE	10	1450	5 11/16"	

# PROFESSIONAL GRADE HIGH INTENSITY DISCHARGE LAMPS



PROTECTED



ED17



ED28



ED37



BT56

## METAL HALIDE LAMPS - 24,000 HOUR - ROUGH SERVICE

Metal Halide is the whitest of all H.I.D. lamps.

These ILC lamps have a 2-year guarantee and maintain 80% lumen efficiency.

WATTS	BASE	CODE NUMBER	DESCRIPTION	CASE PACK	HOURS	MOL	LUMENS	NOTES	
50	MED	M174	MH50 U	12	24,000	5 7/16"	3,500		
		M174-P	MH50 U PROTECTED	12	24,000	5 7/16"	3,500		
70		M173	MH70 U	12	24,000	5 7/16"	5,000		
		M173P	MH70 U PROTECTED	12	24,000	5 7/16"	5,000		
100		M175	MH100 U	12	24,000	5 7/16"	9,000		
		M175P	MH100 U PROTECTED	12	24,000	5 7/16"	9,000		
175		M169	MH175 U	12	24,000	5 7/16"	16,000		
		M169-P	MH175 U PROTECTED	12	24,000	5 7/16"	16,000		
250		MOG	M111	MH175 U	12	24,000	8 5/16"	13,000	
			M112	MH250 U	12	24,000	8 5/16"	20,500	
	M112-MS		MH250 HL BU	12	24,000	8 5/16"	25,000		
400	M113		MH400 U	6	24,000	11 1/2"	34,000		
	M113ED28		MH400/U ED28	6	24,000	8 5/16"	34,000		
1000	M113-MS		MH400 HL BU	6	24,000	11 1/2"	40,000		
	M114		MH1000 U	6	24,000	15 3/8"	110,000		
	M114-37		MH1000 U ED37	6	24,000	11 1/2"	110,000		

\*\*\*UNIVERSAL (U) = BASE UP OR BASE DOWN\*\*\*BASE UP (BU) = BASE UP ONLY!!!\*\*PROTECTED = OPEN FIXTURE RATE!

## PULSE-START METAL HALIDE LAMPS

Better color uniformity, Better color performance, Maintains lumens, Faster warm-up and restrike time.


WATTS	BASE	CODE NUMBER	DESCRIPTION	CASE PACK	HOURS	MOL	LUMENS	NOTES
50	MED	M174-PS	MP50 U PROTECTED	12	24,000	5.44"	3,200	
70		M173-PS	MP70 U PROTECTED	12	24,000	5.44"	5,300	
100		M175-PS	MP100 U PROTECTED	12	24,000	5.44"	8,500	
150		M188	MP150 U PROTECTED	12	24,000	5.44"	13,300	
250	MOG	M112-PS	MP250 U PROTECTED	12	24,000	8.31"	23,800	
320		M153	MP320 PROTECTED	12	24,000	8.31"	32,300	
350		M155	MP350 PROTECTED	12	24,000	11.5"	35,200	
400		M113-PS	MP400 PROTECTED	12	24,000	11.5"	42,000	
750		M750	MP750 PROTECTED	12	24,000	11.5"	80,000	
1000		M114-PS	MP1000 PROTECTED	12	24,000	11.5"	120,000	

## METAL HALIDE RETRO LAMP

WHITE LIGHT FROM HIGH PRESSURE SODIUM BALLAST- 24,000 HOURS

WATTS	BASE	CODE NUMBER	DESCRIPTION	CASE PACK	HOURS	MOL	LUMENS	NOTES
250	MOG	M195	MS250 LU/ RETRO	12	24,000	8 5/16"	18,000	
400	MOG	M140	MS400 LU/RETRO	12	24,000	11 1/2"	40,000	

# PROFESSIONAL GRADE HIGH INTENSITY DISCHARGE LAMPS



ED17



ED18



ED23.5

## HIGH PRESSURE SODIUM LAMPS - 24,000 HOUR – ROUGH SERVICE

Energy efficient with long life. These ILC lamps have a 2-year guarantee and maintain 80% lumen efficiency

WATTS	BASE	CODE NUMBER	DESCRIPTION	CASE PACK	MOL	HOURS	LUMENS	NOTES
35	MED	M115	HPS35 DX WHT	24	5 7/16"	24,000	2,150	
50	MOG	M116	HPS50 CLEAR	24	7 3/4"	24,000	4,000	
	MED	M117	HPS50 CLEAR	24	5 7/16"	24,000	4,000	
		M118	HPS50 DX WHT	24	5 7/16"	24,000	3,800	
70	MOG	M119	HPS70 CLEAR	12	7 3/4"	24,000	6,300	
	MED	M120	HPS70 CLEAR	12	5 7/16"	24,000	6,300	
		M121	HPS70 DX WHT	12	5 7/16"	24,000	5,985	
100	MOG	M122	HPS100/55 CLEAR	12	7 3/4"	24,000	9,500	
	MED	M123	HPS100 CLEAR	12	5 7/16"	24,000	9,500	
		M124	HPS100 DX	12	5 7/16"	24,000	8,800	
150	MOG	M125	HPS150 CLEAR	12	7 3/4"	24,000	16,000	
	MED	M126	HPS150 CLEAR	12	5 3/4"	24,000	16,000	
250	MOG	M128	HPS250 CLEAR	12	9 3/4"	24,000	27,500	
400		M129	HPS400 CLEAR	12	9 3/4"	24,000	50,000	
1000		M148	HPS1000 CLEAR	6	15 1/16"	24,000	140,000	




## PROFESSIONAL GRADE HID BALLASTS

ILC offers commercial grade HID Ballasts with an exclusive 3 1/2 year guarantee.

CODE NUMBER	DESCRIPTION	CASE PACK	NOTES
X158-100	ILC MH100 4-TAP 120-277V	1	
X158-150	ILC MH150 4-TAP 120-277V	1	
X158	ILC MH175 5-TAP 120-480V	1	
X159	ILC MH250 5-TAP 120-480V	1	
X164	ILC MH320 PULSESTART 5-TAP 120-480V	1	
X153	ILC MH400 5-TAP 120-480V	1	
X750	ILC MH750 PULSESTART 5-TAP 120-480V	1	
X152	ILC MH1000 5-TAP 120-277V	1	
X166	ILC HPS 70 QUAD 120-277V	1	
X167	ILC HPS 100 QUAD 120-277V	1	
X168	ILC HPS 150 QUAD 120-277V	1	
X169	ILC HPS 250 5-TAP 120-480V	1	
X170	ILC HPS 400 5-TAP 120-480V	1	
X171	ILC HPS 1000 QUAD 120-277V	1	

# PROFESSIONAL GRADE BALLASTS



## MAGNETIC BALLASTS - COMMERCIAL SERVICE

With lower operating temperature that produces life expectancies of two to three times longer than standard ballasts. ILC ballasts come with a 5-year guarantee.

**\*\*\*T12 Magnetic ballasts for replacement purposes in existing fixtures can be manufactured until June 30, 2010\*\*\***

CODE NUMBER	DESCRIPTION	CASE PACK	NOTES
X137	ILC 8' 2 LAMP 120V	6	
X139	ILC 8' 1 LAMP 120V	6	
X140	ILC 8' 2 LAMP HO 120V	6	
X141	ILC 8' 1 LAMP HO 120V	6	
X142	ILC 8' 2 LAMP VHO 120V	6	
X146	ILC 8' 2 LAMP 277V	6	
X147	ILC 8' 1 LAMP 277V	6	
X148	ILC 8' 2 LAMP HO 277V	6	
X149	ILC 8' 1 LAMP HO 277V	6	
X150	ILC 8' 2 LAMP VHO 277V	6	
X151	ILC 8' 1 LAMP VHO 277V	6	

## ELECTRONIC BALLASTS - COMMERCIAL SERVICE

Independent Lighting offers unique commercial grade Electronic Ballasts

ILC ballasts carry an exclusive 5-10 year guarantee.

CODE NUMBER	DESCRIPTION	CASE PACK	NOTES
X250	ILC PL MULTI BALLAST 1 OR 2 LAMP 120V 9 WATT - 42 WATT 2 OR 4 PIN <b>120V ONLY!!!</b>	10	
X206	ILC PL MULTI BALLAST 1 OR 2 LAMP <b>120V-277V</b> 9 WATT - 26 WATT 2 OR 4 PIN	1	
X214	ILC PL MULTI BALLAST 1 OR 2 LAMP <b>120V-277V</b> 26 WATT - 42 WATT 2 OR 4 PIN	1	
X188U	ILC F32T8- 1 or 2 LAMP 120V/277V HE PROLITE	10	
X190U	ILC F32T8- 3 or 4 LAMP 120V/277V HE PROLITE	10	
X96T8	ILC F96T8-2LAMP 120V-277V	10	
X183	ILC F40T10/T12-2LAMP 120V-277V PROLITE	10	

PROLITE BALLASTS ARE ILC ETCHED

# PROFESSIONAL GRADE FIXTURES



## HI-BAY / LOW-BAY T8 & T5 FIXTURES

Hi gauge quality steel and components are used in the construction of these fixtures.  
 ILC T8 Fixtures offer an exclusive 10 year guarantee. T5 Fixtures offer a 5 year guarantee.  
**\*\*\*FREE FREIGHT WITH THE PURCHASE OF 75 FIXTURES OR MORE\*\*\***

CODE NUMBER	DESCRIPTION	NOTES
FIXT8HB6	T8 6 LAMP FLAT HI-BAY FIXTURE	
FIXT8HB4	T8 4 LAMP FLAT HI-BAY FIXTURE	
FIXT5HB6	T5 6 LAMP FLAT HI-BAY FIXTURE	
FIXT5HB4	T5 4 LAMP FLAT HI-BAY FIXTURE	



### ACCESSORIES

WG-6F	WIRE GUARD 6 LAMP FLAT	
WG-4F	WIRE GUARD 4 LAMP FLAT	
GRIPPLE	HANGING KIT FOR HI-BAY T8/T5 FIXTURE	
POLEKIT	POLE MOUNT KIT FOR HI-BAY T8/T5 FIXTURE	

## LED & COMMERCIAL HID WALLPACK FIXTURES

Hi gauge quality steel and components are used in the construction of these fixtures.  
 ILC HID Fixtures offer an exclusive 5 year guarantee.

CODE NUMBER	DESCRIPTION	CASE PACK	NOTES
LFIX-NLFA20	16 WATT LED SLP SMALL WALL PACK FIXTURE	1	
LFIX-NLFA37	36 WATT LED SLP MEDIUM WALL PACK FIXTURE	1	
LFIX-NLFA-50	42 WATT LED SLP LARGE WALL PACK FIXTURE	1	
FIX(70W-175W)MWP	MH/HPS MEDIUM WALL PACK FIXTURE	1	
FIX(250W-400W)LDWP	MH/HPS LARGE DEEP WALL PACK FIXTURE	1	
FIX/MWP-VG	VANDAL GUARD FOR MEDIUM WALL PACK	1	
FIX/LDWP-VG	VANDAL GUARD FOR LARGE DEEP WALL PACK	1	

**\*\*\* OTHER ACCESSORIES AVAILABLE\*\*\***

## HID FLOOD LIGHT FIXTURES

Hi gauge quality steel and components are used in the construction of these fixtures.  
 ILC HID Fixtures offer an exclusive 5 year guarantee.

CODE NUMBER	DESCRIPTION	CASE PACK	NOTES
FIX(50W-175W)MFL	MH/HPS MEDIUM FLOOD FIXTURE	1	
FIX(250W-400W)LFL	MH/HPS LARGE FLOOD FIXTURE	1	
FIX/MFL-WG	WIRE GUARD FOR MEDIUM FLOOD	1	
FIX/LFL-WG	WIRE GUARD FOR LARGE FLOOD	1	

**\*\*\* OTHER ACCESSORIES AVAILABLE\*\*\***

## SENSORS

Installing these commercial grade sensors will give you even greater energy savings. ILC Professional Grade Sensors offer an exclusive 5 year guarantee.  
 Please specify color when ordering wall switches (White, Ivory, Light Almond, Grey, Black). Specify Mounting HT for Hi-Bay Sensors

CODE NUMBER	DESCRIPTION	CASE PACK	NOTES
S-WS0-I	INFARED WALL SWITCH NO BUTTON	1	
S-WS1-I	INFARED WALL SWITCH W/ 1 BUTTON MANUAL	1	
S-WS2-I	INFARED WALL SWITCH W/ 2 BUTTON MANUAL	1	
S-WS0-U	ULTRASONIC WALL SWITCH NO BUTTON	1	
S-WS1-U	ULTRASONIC WALL SWITCH W/ 1 BUTTON MANUAL	1	
S-WS2-U	ULTRASONIC WALL SWITCH W/ 2 BUTTON MANUAL	1	
S-WS0-D	DUAL-TECH WALL SWITCH NO BUTTON	1	
S-WS1-D	DUAL-TECH WALL SWITCH W/ 1 BUTTON MANUAL	1	
S-WS2-D	DUAL-TECH WALL SWITCH W/ 2 BUTTON MANUAL	1	
S-C450-I	450sq.ft. INFARED CEILING MOUNT	1	
S-C1500-I	1500sq.ft. INFARED CEILING MOUNT	1	
S-C500-U	500sq.ft. ULTRASONIC CEILING MOUNT	1	
S-C1000-U	1000sq.ft. ULTRASONIC CEILING MOUNT	1	
S-C2000-U	2000sq.ft. ULTRASONIC CEILING MOUNT	1	
S-C500-D	500sq.ft. DUAL-TECH CEILING MOUNT	1	
S-C1000-D	1000sq.ft. DUAL-TECH CEILING MOUNT	1	
S-C2000-U	2000sq.ft. DUAL-TECH CEILING MOUNT	1	
S-PP	UNIVERSAL POWER PACK (UP TO 2 UNITS)	1	
WASP	FLUORESCENT HIBAY SENSOR	1	





# INDEPENDENT LIGHTING CORPORATION

## SATISFACTION GUARANTEED

We certify that All ILC's lamps are guaranteed to test correctly at the stated watts, lumens, volts, and amps, subject to tolerances prescribed by the United States Government and National Institute of Standards and Technology.

We certify that ILC incandescent lamps have guaranteed life ranges from 5,000 – 20,000 hours or up to 24 months depending on the types of lamp and service for which they are designed (5,000 hours = 12 months / 10,000-12,000 hours = 18 months / 20,000 = 24 months) Guarantee

We certify that our fluorescent lamps have a guaranteed life from 24,000 – 34,000 hours or up to 36 months depending on the types of lamp and service for which they are designed (24,000 hours = 24 months / 34,000 hours = 36 months / 40,000 hours = 42 months) Guarantee

ILC Compact Fluorescents:

(8,000 hours = 12 months / 10,000 / 15,000 hours = 18 months) Guarantee

We certify that all HID lamps are guaranteed 24,000 hours for a period of 24 months.

We certify that all quartz halogen lamps are guaranteed for a period of 12 months.

We certify that all magnetic ballasts are guaranteed for a period of 5 years.

We certify that all electronic ballasts are guaranteed for a period of 10 years.

We certify that all fluorescent T8 Hi-Bay fixtures are guaranteed for a period of 10 years.

We certify that all fluorescent T5 Hi-Bay fixtures are guaranteed for a period of 5 years.

We certify that all HID fixtures are guaranteed for a period of 5 years.

Warranties on all ILC products are the stated time period (months/years) and/or the hours stated on lamps, whichever comes first.

Should payment terms of contract not be made, ILC shall not be held liable for enforcement of the above guarantee.

Shipments may not be returned without prior approval of ILC. Authorized returns are subject to a minimum 25% restocking fee.

All broken cases are subject to a \$10.00 broken case fee.

ILC reserves the right to request burned out products be returned. Burned out products may not be returned for credit, but are subject to a one time replacement.

For service under the terms of this guarantee, contact your salesperson or our Customer Service Department nationwide at 1-800-637-LITE (5483).

ILC's PROLITE line of lights are etched with our registered trademark.

**Visit our website @ [www.independentlighting.com](http://www.independentlighting.com) or @ [www.GetLit2.com](http://www.GetLit2.com)**